



ANNUAL REPORT 2022-23



Government Keshab Chandra College, Jhenaidah



Professor Ashok Kumar Moulick
Principal
Government Keshab Chandra College, Jhenaidah

Message

On the auspicious moment of the golden jubilee of our independence and the 100th birth anniversary of the Father of The Nation Bangabandhu Sheikh Mujibur Rahman, we are determined to build a developed Bangladesh which will be economically strong and educationally sound. Our prime minister wants to ensure education for all and obviously this education should be quality education. As the government employee and the maker of the nation, it is our duty to help the government achieve this objective. Government Keshab Chandra College, plays the most important role in disseminating the light of education among the students of this locality. Beside imparting higher secondary education, it fulfills the demands of higher education of the students of this locality. Overcoming the initial setback created by COVID-19, Government KC College, Jhenaidah is marching forward in a double march. During the pandemic situation, we conducted regular online classes and exams using the available online platforms. We have already taken a project to increase the facilities of the college and develop the teaching- learning environment in this college campus. This College Education Development Project (CEDP) assisted project has already brought about a lot of changes in the educational environment of this college. Our objective is to impart skills as well as education so that the students can be provided with jobs in this competitive market economy. We hope that with the help of all concerned, we will be able to build the Smart Bangladesh, as is promised by our Honourable Prime Minister Sheikh Hasina.

Chapter	Contents	Page No.
Chapter– 1	Introduction	01
Chapter–2	OverviewoftheCollege(InstitutionalandAcademic):	04
	2.1GovernanceandTeachingStructure	
	2.2 ListofDepartmentsandothersAcademicPrograms	
	2.3 KeyAcademicStatistics	
	2.4 InfrastructureandFacilityProfileoftheCollege	
Chapter –3	HighlightsoftheYear	08
	3.1KeyAchievementsandHighlightsoftheYear oftheCollege	
	3.2 KeyAchievementsandHighlightsoftheYear oftheDepartments	
	3.3HighlightsofStudentActivitiesofthe Year	
	3.4 KeyAchievementsandHighlightsoftheYear ofInstitutionalDevelopment Grants (IDG) 11	
Chapter –4	TeacherDevelopment	11
	4.1 OverviewofTeachingForceoftheCollege	
	4.2TeacherProfessionalDevelopmentPrograms	
	4.3 HighlightsofTeacherDevelopmentActivitiesoftheYear	
Chapter –5	Budget andFinance	13
	5.1 SummaryofAnnual Budget andExpenditures	
	5.2 Summaryof AnnualRevenues	
Chapter –6	ConcludingRemarks	16
	6.1 Overall Assessment of Performance of the Last year and Key Target forthe NextYear	
	6.2 KeyChallengesandRisksfortheCollege	
	6.3 Recommendations	
Chapter–7	Photo Gallery	17

Chapter–1Introduction

Govt. Keshob Chandra College, widely known as Govt. KC College is the most renowned and the largest educational institution in Jhenaidah district. It was established in 1960 by the earnest effort of some personalities of the then Jhenaidah sub-division who had keen interest in education. Renowned social worker of the then Jhenaidah town BabuKeshabChandra was the founder of this college. He donated the main building (the present office of the principal) and land and so the college was named after him. This college is located at the heart of the town. Geographically Magura and Chuadanga districts are to its East and West respectively. Again Kushtia and Jessore districts are to its north and south respectively. The College was nationalized in 1980. At present this college offers higher secondary education, Degree (pass course), Four years honours course in 14 disciplines and Masters Programmers in all the 14 disciplines. Around 11000 students in total study here. Apart from study, students are involved in social welfare activities such as BNCC, Rover Scout, Girl-in Rover and Red- crescent. Moreover, students of this institution regularly take part in local and national level sporting and cultural events. Every year, thousands of students are establishing themselves as good citizens of the country after completing their higher education from this institution and is thus contributing to the development of this region. At present, Professor Ashok Kumar Moulick runs the office of the Principal as the Principal.



Administrative Building



Exam Building



Honours Building



Mural of the Father of the Nation



New Science Building



BirsresthaHamidurRahman Hall



Academic Building



Girls' Hostel

--	--

Chapter-2

Overview of the College (Institutional and Academic)

2.1 Governance and Teaching Structure:

There are a Principal, a Vice Principal, 13 Associate Professors, 15 Assistant Professors, 33 Lecturers and 05 Demonstrators' posts in the teaching structure of this college. There are 09 office staffs for running the office of the college smoothly. The department wise lists of the teaching staff and office staff are given below.

Sl. No.	Subjects	No. of Sanctioned Posts	No. of Teachers					Total	Total Female
			Lecturer	Assistant Professor	Associate Professor	Professor			
1	Bangla	08	03	02	01	01	07	01	
2	English	06	03	01	02	--	06	02	
3	History	06	03	01	02	--	06	02	
4	Islamic History & Culture	05	03	00	01	01	05	02	
5	Philosophy	05	03	01	01	-	05	02	
6	Political Science	08	03	02	02	01	08	01	
7	Economics	08	02	04	01	00	07	02	

8	Accounting	06	03	01	01	01	06	03
9	Management	08	04	02	01	01	08	01
10	Physics	04	02	01	01	01	05	--
11	Chemistry	04	02	02	01	--	05	--
12	Botany	04	01	00	01	01	03	02
13	Zoology	04	02	00	01	--	03	00
14	Mathematics	07	03	02	00	01	06	--
15	ICT	01	01	00	00	00	01	01
	Total	84	38	19	16	08	81	19

OtherStaff

SerialNo.	NameofthePost	No.of Posts
1	Librarian	01
2	Demonstrator	01
3	AssistantLibrarian	-
4	PhysicalTrainer	01
5	HeadAssistant	01
6	Accountant	01
7	Cashier	01
8	AccountAssistant	-
9	OfficeAssistantcumTypist	-
10	MechaniccumElectrician	-
11	StoreKeeper	-
12	ExpertBearer	02
13	BookSorter	01
14	CashPeon	01
15	OfficeAssistant	03
	Sweeper	-
	Total	13

2.2 List of Departments and others Academic Programs

There are 14 departments in this college. In the academic year 2021-22, a total no of 1934 students were admitted in Honours Level. Besides this, 1937 students were admitted in Degree (Pass) course. In the Masters Part-I, there are 247 students and in the Masters Part-II, there are 899 students study here. Lists of the department wise enrolled students and the teachers teaching in the departments are given below:

Sl. No.	Subjects	Honours	Masters Part-I	Masters Part-II
1	Bangla	210	N/A	150
2	English	97	N/A	31
3	History	102	24	57
4	Islamic History & Culture	102	53	50
5	Philosophy	97	N/A	50
6	Political Science	199	55	192
7	Economics	201	09	77
8	Accounting	208	02	90
9	Management	208	34	150
10	Physics	89	N/A	00
11	Chemistry	95	N/A	16
12	Botany	92	N/A	06
13	Zoology	94	N/A	06
14	Mathematics	140	N/A	24
Total		1934	247	899

No. of Student Enrolled in Degree Courses

Serial No.	Department	No. of Student Enrolled
1	B.A.	868
2	B.S.S.	893
3	B.B.S	127
4	B.Sc.	49
Total		1937

No. of Teachers in Departments

Serial No.	Department	No. of Teacher
1	Bangla	07
2	English	06
3	History	06
4	Islamic History & Culture	05
5	Philosophy	05
6	Political Science	08
7	Economics	07
8	Accounting	06
9	Management	08

10	Physics	05
11	Chemistry	05
12	Botany	03
13	Zoology	03
14	Mathematics	06
15	ICT	01
	Total	81

2.3 Key Academic Statistics

The result of this college at different levels is satisfactory. In Degree (Pass Course) the pass rate is 90%, in Honours 95%, in Masters (Pre) 95% and in masters (Final) 95%. The overall pass rate is 92%.

The Teacher-

Student Ratio is 1:110. All the students from HSC are getting stipend whereas in Honours and Master's that is zero.

	Course	Year	PassRate(%)
01	HSC	2023	94.67
02	Degree	2020	74.19
03	Honours	2021	82.36
04	Masters	2020	80.15

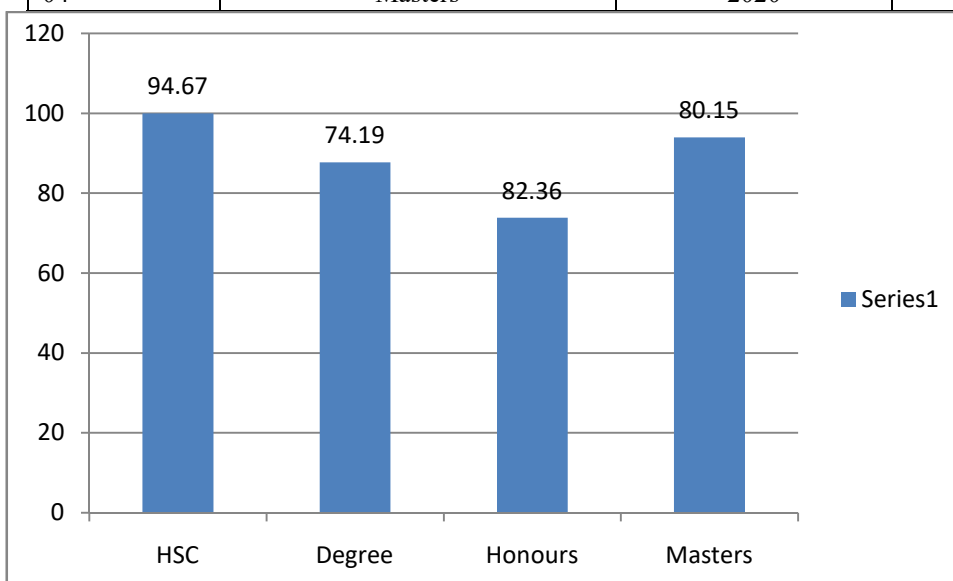


Figure: Passing rate of different courses

2.4 Infrastructure and Facility Profile of the College

There are about 6621 students studying in this college. The institution has the following Infrastructure and Facility Profile:

- 1) No. of Classrooms: 45
- 2) Student Dormitories: 2, No. of Seats: 250
- 3) Teachers Dormitories: 0
- 4) Computer Lab: 05

- 5) Sciencelab:05
- 6) Auditorium:00
- 7) Gymnasium:00
- 8) Library:15
 - a) Central:1
 - b) Seminar:14
- 9) CommonRoom:
 - a) Male:1
 - b) Female: 1
- 10) TeachersRoom:28
 - a) Central:1
 - b) Departmental Head's Chamber:12
 - c) Departmental Teachers'Room: 15
- 11) Washroom:45
- 12) InternetAccessFacilities:AllteachersavailInternetfacilitiesinthecampusStudents
do not have internetaccess.
- 13) AvailabilityofWi-Fi/Hotspots:
 - a) Teacher:14
 - b) Administration:3
 - c) Student:0
14. Motor Vehicle: 01 (Microbus)
15. Multi-purpose Lab: 01

Chapter 3 Highlights

Highlights of the Year

3.1 Key Achievements and Highlights of the Year of the College:

Academic:

- Examination results (HSC): 99% participation in the final exam with a pass rate of 100%
- Term Papers: 100% participation in submitting the term papers
- Attendance: 75.30%
- Classroom Performance: immeasurable due to the absence of physical classes.
- Online Classes: Due to COVID-19 pandemic situation, the online classes have been started and carried forward.

Technological Development:

The surveillance system of all of the entry-exit points, full campus, library and about all the corridors are improved by the use of CCTV cameras.

Non-cognitive factors:

- MENTOR: Students are grouped under a teacher called MENTOR who counsels the students
- Motivation: Constant motivation goes on regarding students' biological, emotional, social and cognitive forces.
- Online Cultural Activities: During the COVID-19 situation, to boost the students' mental and physical health, online cultural activities were arranged.

3.2 Key Achievements and Highlights of the Year of the Departments

All of the 14 departments of the college individually arranged two academic seminars each.

3.3 Highlights of Student Activities of the Year

Academic:

- Classroom Performance: Due to socio-economic reasons, presence of students in the classes is not satisfactory. But after the development of teaching-learning environment, presence of students in the classes has increased significantly. While the Base value was 56.30, now it is 75.30.
 - Sitting for examinations (Internal/External): Sitting for examination is the conventional feedback of learning system. Though it is directly related to the academic recognition, students are very keen to attend all kinds of feedback on examination performance. Here the participation of the learners is almost 100%.
- Extra-curricular Activities:

- Sports: Inter Department Cricket, football and Volleyball were arranged. Apart from this, indoor games were arranged and a huge number of students took part in those events
- Social Activities: BNCC, Red Cross, Rover, Scout and active cultural organizations of the campus extended their helping hand to the cold-stricken people.

3.4 Key Achievements and Highlights of the Year of Institutional Development Grants (IDG)

07 OTM packages, namely, W-1/2022-2023, W-2/2022-2023, G-1/2022-2023, G-2/2022-2023, G-3/2022-2023, G-4/2022-2023, G-5/2022-2023 were initiated through e-GP system. The IDG Management Team successfully signed 6 contracts and out of them 05 packages were fully completed and 1 package (W-2/2022-2023) is carried over to the FY 2023-24. The packages include the procurement of 01 Digital Noticeboard, 15 Smart Boards, Classroom and lab furniture, 40 Desktop computers, 02 Multi-media projectors, renovation of computer labs, science labs, washrooms and interior design of classrooms, conference rooms, assembly hall, library and computer labs. With the implementation of the packages, all of the 14 departments, central library, Seminar Libraries, classrooms and conference rooms got full modern facilities. The teaching learning environment has been improved with the addition of these facilities.

Chapter-4 Teacher Development

4.1 Overview of Teaching Force of the College

Both Male and Female Teachers are teaching in the college. A total number of 01 teacher has Ph.D. Degree. In the college, there are 86 posts and at present 84 teachers (Including Insitu and OSD) are teaching. Still 07 posts are lying vacant. An overview of the teaching force of the college is as follows:

Sl. No.	Subjects	No. of Male Teachers	No. of Female Teachers	Total No. of teachers	No. of PhD Holder Teachers	No. Of Teachers having foreign Masters	No. Of Teachers having e-gp training
1	Bangla	06	01	07	01	-	-
2	English	04	02	06	-	-	01
3	History	04	02	06	-	-	-
4	Islamic History & Culture	03	02	05	-	-	-
5	Philosophy	03	02	05	-	-	-
6	Political Science	07	01	08	-	01	-
7	Economics	05	02	07	-	-	-
8	Accounting	03	03	06	-	-	-
9	Management	07	01	08	-	-	-
10	Physics	05	--	05	-	-	-
11	Chemistry	05	--	05	-	-	-
12	Botany	01	02	03	-	-	-
13	Zoology	03	00	03	-	-	-
14	Mathematics	06	--	06	-	-	01
15	ICT	--	01	01	-	-	-
	Total	62	19	81	01	01	02

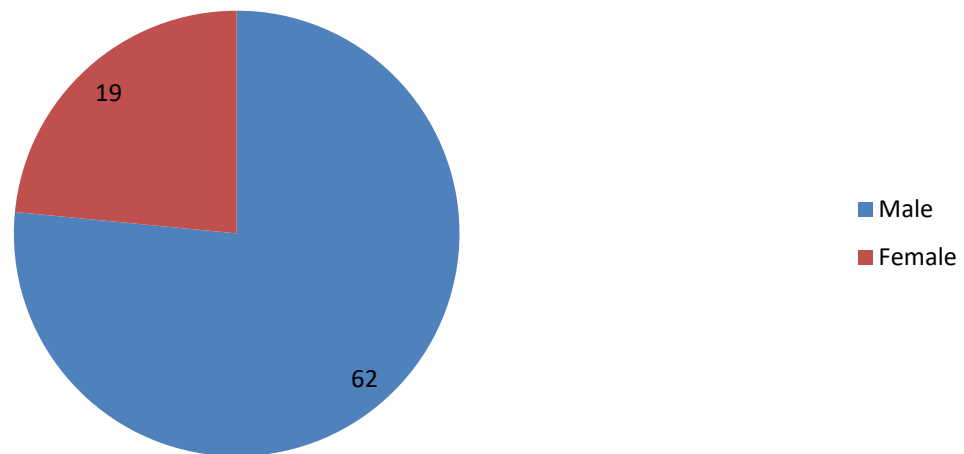


Figure-2: Female versus Male Teachers

No.ofPostataGlance

NameofthePost	CreatedPost	PostedTeachers	VacantPost
Principal	01	01	0
VicePrincipal	01	01	0
Professor	05	08	00
AssociateProfessor	14	16	00
AssistantProfessor	21	19	02
Lecturer	43	38	05
AssistantLibrarian	01	01	0
Total	86	84	07

4.2TeacherProfessionalDevelopmentPrograms: In the last fiscal year, two in-house training programs on Basic ICT and Office Management were conducted in the college ICT lab to enhance technological competence and official skill of the teachers. Total 87 teachers and staff participated in the training course.

4.3 HighlightsofTeacherDevelopmentActivitiesoftheYear:

Chapter 5 Budget and Finance

5.1 Summary of Annual Budget and Expenditures

Description of total allocation & expenditure of the fiscal year 2020-21 are given below:

Financial Code	Salary & Allowances	Allocation	Expenditure
31	Reward of Staffs		
3111101	Basic Salary of the officers	33876000.00	32766301.77
3111201	Basic Salary of the staffs	2751000.00	2307440.00
3111302	Travel Allowance	200000.00	196847.00
3111306	Education Allowance	367000.00	356887.07
3111310	Housing Rent Allowance	13465000.00	12902520.52
3111311	Medical Allowance	1242000.00	1227161.25
3111312	Telephone Allowance	120000.00	63612.89
3111314	Tiffin Allowance	27000.00	23400.00
3111316	Washing Allowance	11000.00	9300.00
3111325	Festival Allowance	6105000.00	5970940.00
3111328	Rest and Recreation Allowance	943000.00	805300.00
3111335	Bangla New Year Allowance	611000.00	587158.00
3111338	Other Allowance		

32	Use of Goods & Services (Administrative Expenditures)		
3211113	Electricity	1200000.00	788819.00
3211117	Internet/Telex /Fax	140000.00	90000.00
3211119	Postal	5000	5000.00
3211120	Telephone	10000	9563.00
3211127	Books and Magazines	210000.00	210000.00
3244101	Internal Travel Allowance (Travel & Transfer)		
3255101	Computer Accessories (Printing & Stationaries)		
3255105	Other Stationaries (Printing & Stationaries)	75000.00	75000.00
3256102	Chemicals	250000.00	250000.00
3256103	Usable Articles	140000.00	140000.00
3256106	Dress (Materials)	50000.00	50000.00
3256107	Sports Items	115000.00	115000.00
3257301	Festivals	55000.00	55000.00
3258103	Computer (Repairing and Maintenance)	80000.00	80000.00
38	Other Expenditures		
3821102	Land Development Tax	25000.00	16220.00
3821103	Urban Tax	2000000.00	2000000.00
41	Financial Assets (Capital Expenditures)		
4112306	Laboratory Equipment's	500000.00	500000.00
4112312	Education and Educational Materials	115000.00	115000.00



5.2 Summary of Annual Revenues:

Table-1

Year	Session	No.ofStudents (Tuition & Admission Fees)	Total	Full/Half free and stipend rewarded	Grand Total
Honours 1 st year	2021-22	1897			
Honours 2 nd year	2020-21	1585			
Honours 3 rd year	2019-20	1229			
Honours 4 th year	2018-19	1191			
Degree 1 st year	2021-22	521			
Degree 2 nd year	2020-21	617			
Degree 3 rd year	2019-20	418			
Total		7458			

Table-2

Year	Session	No.ofStudents (Tuition & Admission Fees)	Total	Full/Half free and stipend rewarded	Grand Total
Masters Final Part	2020-21	1191			
Masters Final Part	2018-19				
Masters Final Part Readmission	2016-17				
Total		1191			

Table-3

Year	Session	No.ofStudents (Tuition & Admission Fees)	Total	Full/Half free and stipend rewarded	Grand Total
Class-XI Admission	2020-21				
Class-XII Admission	2021-22	909			
Total		909			

Chapter6: ConcludingRemarks

6.1 OverallAssessmentofPerformanceoftheLastyearandKeyTargetfortheNextYear

The teachers and the employees started their work with renewed enthusiasm in the changed pandemic situation. For their continual effort, presence in the classes has increased significantly. Improvement in the teaching-learning environment has also contributed a lot for the overall development of this college. Students now feel attracted to the classes. With the end of the project work in the next financial year, we expect a very positive result for our college

RiskFactors:

- Lackofmotivationforacademicperformance
- Bringing back students to classroom in the post-covid situation
- Helptoboastupself-respectandlevelofconfidence
- Reducingpsychologicalproblems
- Reducingunderpreparationforacademicfee


dbackKeyChallenges:

- OvercomingtheacademiclossduringCOVID-19period
- Enhancingclassroomperformance
- Settinguptechnologybasedclassrooms
- Developingbehavioralpatternandculturalattitude
- Increasingguardians'involvement
- Nostudentshouldbeleftbehind

6.3 Recommendations

With the assistance of CEDP , a significant change has been made in the teaching-learning environment of this college. This change has a positive effect on the socio-economic development of this district. Now, we must focus on the skill development of the students. CEDP has provided enough technological facilities with which we can provide soft skill training to our students. These soft skills will make them competent in the job market. But, as we do not have a policy, we can not go forward. So formation of a soft skill training policy is the demand of the day. We wish, the concerned authority will take immediate action in this regard

Chapter – 7
PhotoGallery



Newly Renovated Smart Classroom



Newly Renovated Central Library (Reading Section)



Mural of the Father of the Nation



Newly Renovated Departmental Seminar Room



Medical Centre



Multi- Functional Lab constructed under CEDP



Conference Room



250 KVA Diesel Generator